

SAMSUNG

OPERATION TEST REPORT ON TDK CERAMIC RESONATOR

(FCR8.0MC5)

IC S3P848AXZZ (SAMSUNG)

AUG,05,2002

Sensors & Actuators Division,
TDK CORPORATION

ISSUED BY Chikako Tomizawa

APPROVED	CHECKED	CHECKED
I.Katoh		

1.Contents

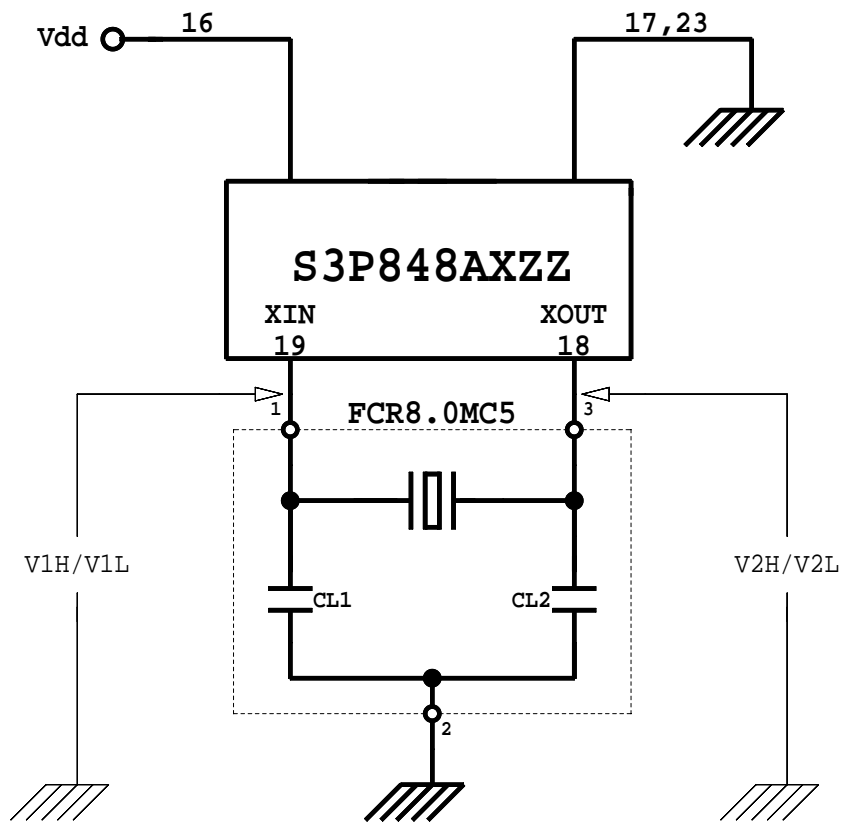
(1) Oscillating circuit for evaluation	P.3
(2) Power supply voltage dependence of oscillating characteristics	P.4
(3) Temperature dependence of oscillating characteristics	P.5-6
(4) Open loop characteristics	P.7-8

2.Conclusions

We could confirm the operation satisfactory under
the following test conditions.

Test Conditions

IC	:	S3P848AXZZ (SAMSUNG)
Ceramic Resonator	:	FCR8.0MC5 (Typical and worst sample are tested)
Power Supply Voltage	:	2.7(V) ~ 5.5(V)
Temperature Range	:	-25(°C) ~ 85(°C)

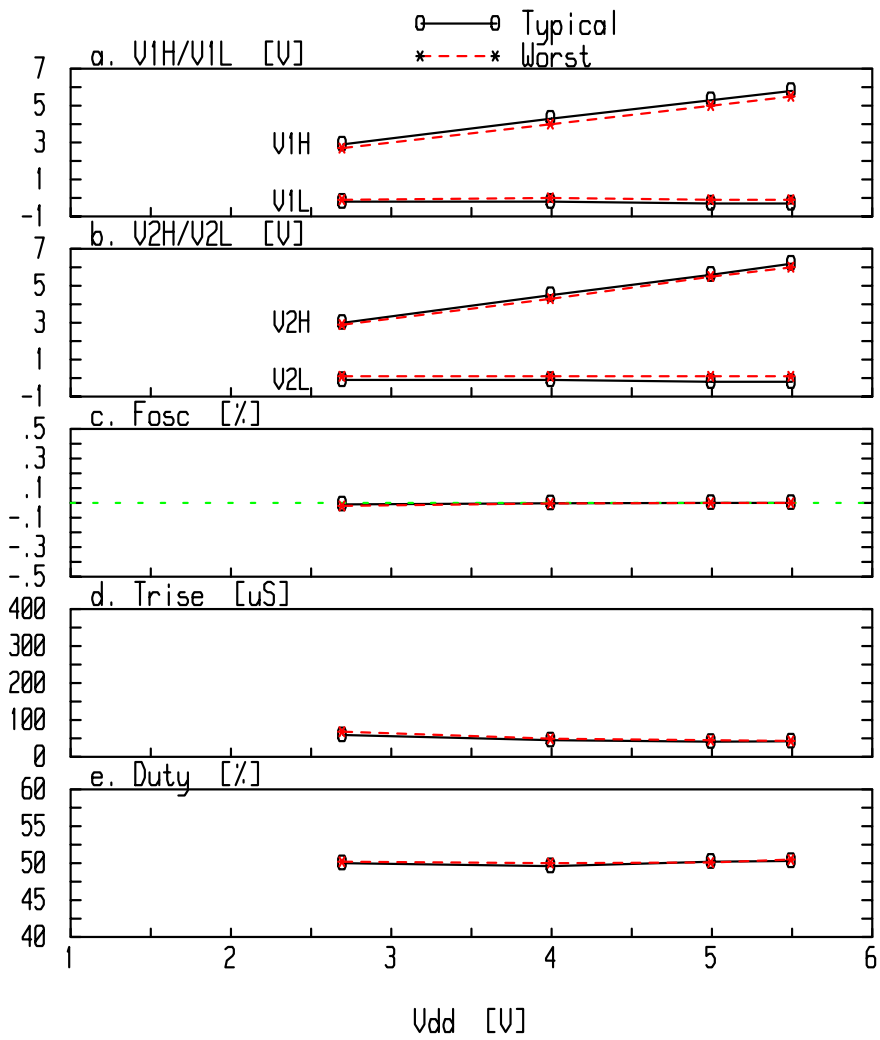


*BUILT-IN LOADING CAPACITOR
 CL1/CL2=20/20pF +/-20%

Oscillating circuit for evaluation

S3P848AXZZ - 1


FCR8.0MC5
Ta= 20 [deg]




f. Vstart [V]
Typical = 1.82
Worst = 1.86

g. Uhold [V]
Typical = 1.46
Worst = 1.62

Power supply voltage dependence of oscillating characteristics



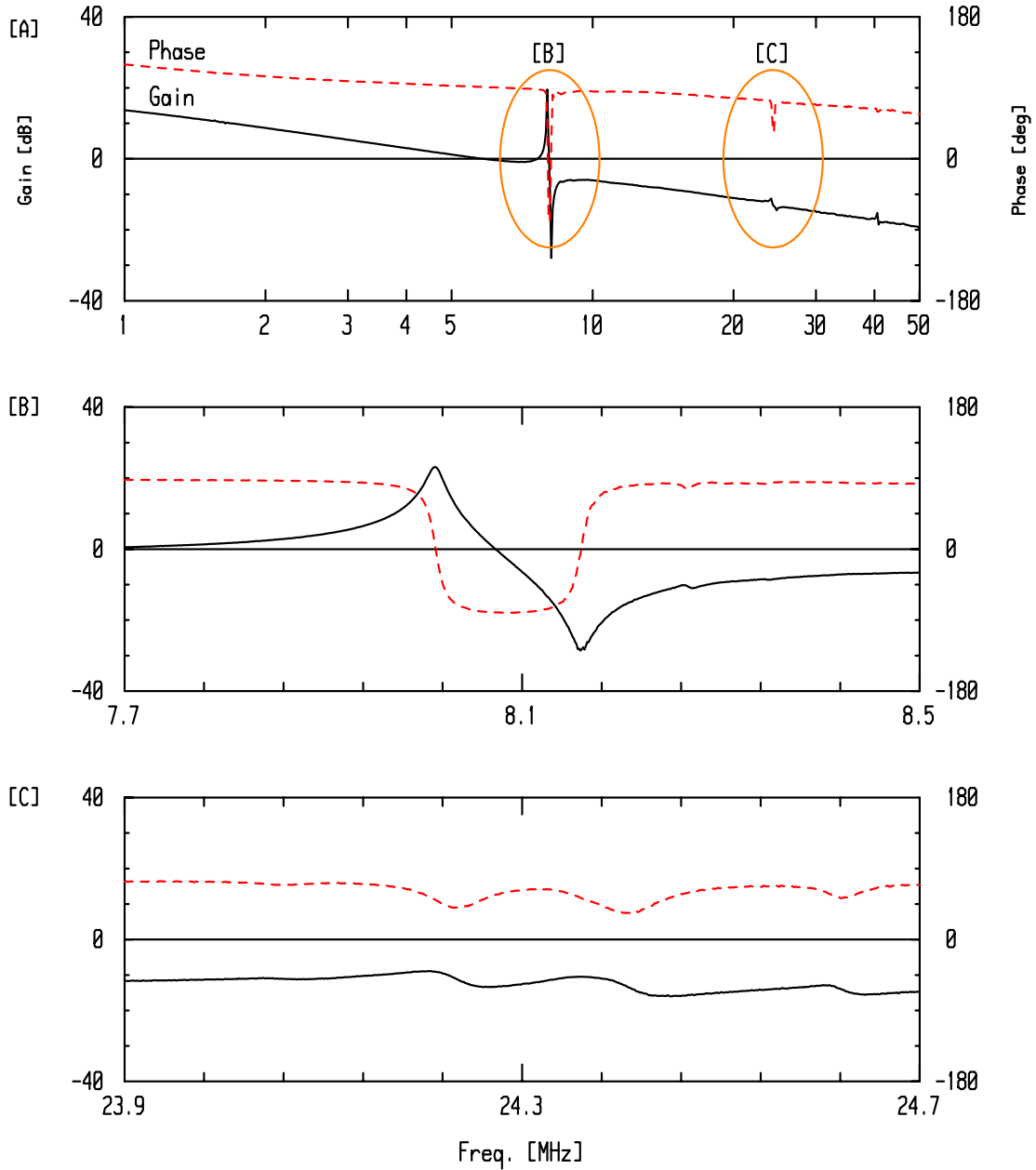
Temperature dependence of oscillating characteristics



Temperature dependence of oscillating characteristics

S3P848AXZZ - 1
 FCR8.0MC5 - Typical
 Vdd [V] 5

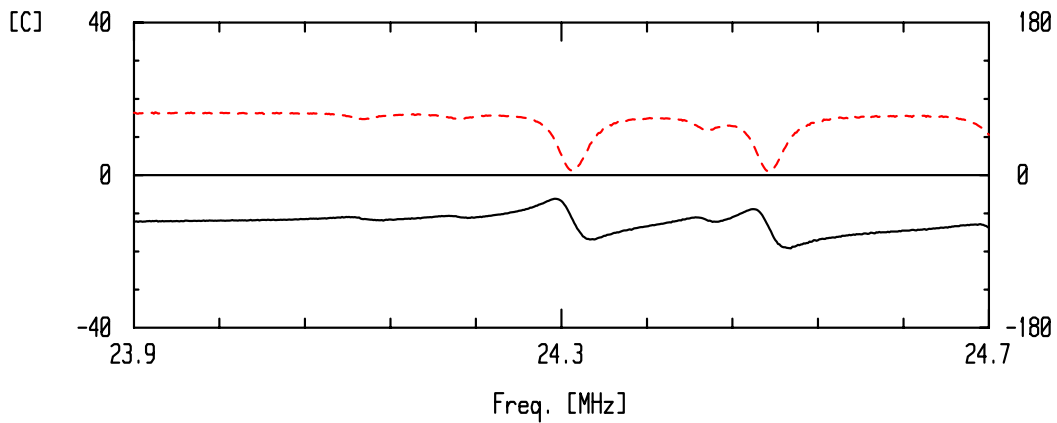
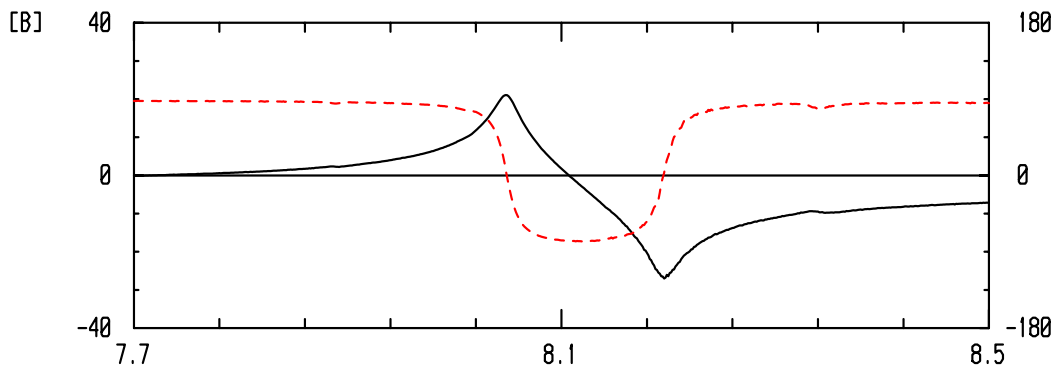
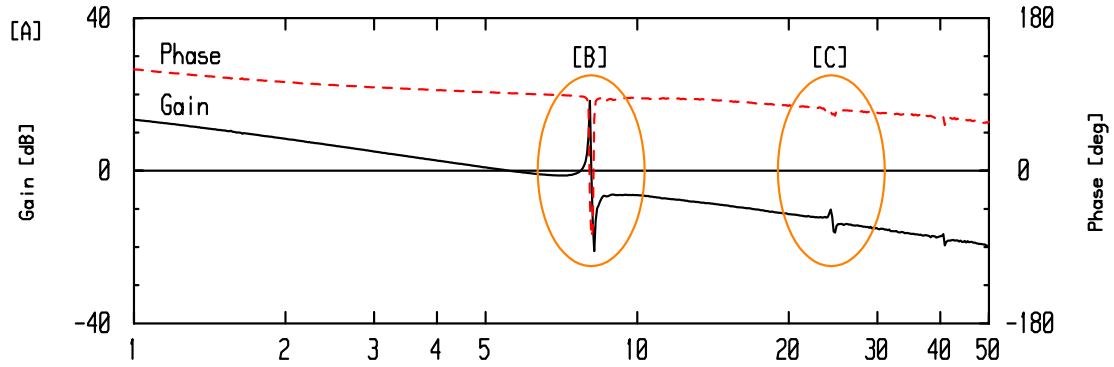
	[B]	[C]
Gmax [dB]	23.15	-8.9
LGM [dB]	23.13	0
FLGM [MHz]	8.0138	0
LPM [deg]	-80.24	40.08



Open loop characteristics (Typical Sample)

S3P848AXZZ - 1
 FCR8.0MC5 - Worst
 Vdd [V] 5

	[B]	[C]
Gmax [dB]	21.09	-6.21
LGM [dB]	21.06	0
FLGM [MHz]	8.0497	0
LPM [deg]	-77.16	7.58



Open loop characteristics (Worst Sample)