

Inductors

For Power Line SMD

NLCV Series NLCV32 Type

FEATURES

- The product has good heat durability that withstands lead-free compatible reflow soldering conditions.
- Lead-free material is used for the plating on the terminal
- The electrical characteristics, reliability, shape and pad shape are the same as the previous NL series.
- The product uses metal terminals, which realize excellent connection reliability.
- Highly heat resistant thermoplastic resin is used to form the exterior package.
- From 1μH to 330μH, all of the products are available in the E-6 series.
- This product conforms to the RoHS standard.

APPLICATIONS

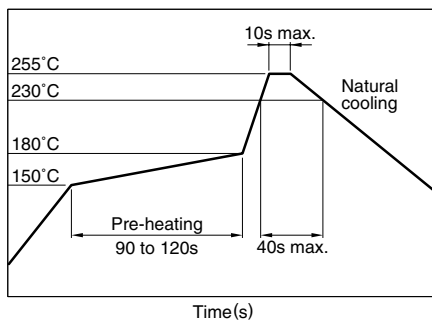
PCs, hard disk drives, and other types of electronics

SPECIFICATIONS

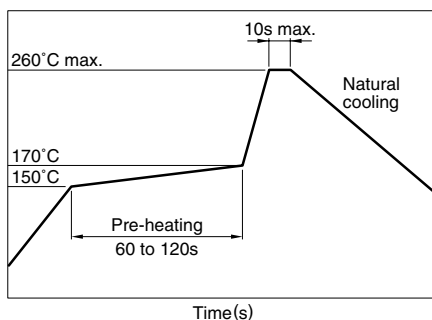
Operating temperature range	-20 to +85°C
Storage temperature range	-40 to +85°C [Unit of products]

RECOMMENDED SOLDERING CONDITIONS

REFLOW SOLDERING



FLOW SOLDERING



IRON SOLDERING

Tip temperature	300 to 350°C
Heating time	3 sec/soldering
Soldering rod specifications	Output: 30W Tip diameter: approx.1mm

- Based on the above conditions, use a maximum product temperature of 260°C and a maximum accumulated heating time of 10 seconds as a guideline.
- Please contact us for details.

PRODUCT IDENTIFICATION

NLCV	32	T-	2R2	M	- PF
(1)	(2)	(3)	(4)	(5)	(6)

(1) Series name

(2) Dimensions LxWxT

32	3.2×2.5×2.2mm
----	---------------

(3) Packaging style

T	Taping (reel)
---	---------------

(4) Inductance value

1R0	1μH
220	22μH

(5) Inductance tolerance

K	±10%
M	±20%

(6) Lead-free compatible product

PF	Lead-free compatible product
----	------------------------------

PACKAGING STYLE AND QUANTITIES

Packaging style	Quantity
Taping	2000 pieces/reel

PRECAUTIONS

- The exterior of this product can melt since due to thermoplastic construction. During mechanical contact while at the plastic softening temperature, deformation can occur at the contact location. Therefore caution is required when utilizing a soldering iron during the soldering operation.

FLUX AND CLEANING

Rosin-based flux is recommended.

Cleaning Conditions

Solvent	Please select the solvent of this product avoiding a strong acid and a strong alkali, and considering the environments.
Time	2min max.

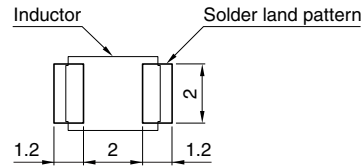
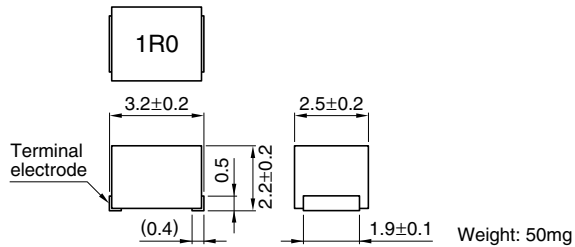
Inductors

For Power Line

SMD

NLCV Series NLCV32 Type

SHAPES AND DIMENSIONS/RECOMMENDED PC BOARD PATTERN



Dimensions in mm

ELECTRICAL CHARACTERISTICS

Inductance(μH)	Inductance tolerance	Q typ.	Test frequency L,Q (MHz)	Self-resonant frequency (MHz)min.	DC resistance (Ω)±30%	Rated current (mA)max.	Part No.
1	±20%	10	7.96	100	0.08	850	NLCV32T-1R0M-PF
1.5	±20%	10	7.96	80	0.11	700	NLCV32T-1R5M-PF
2.2	±20%	10	7.96	68	0.13	600	NLCV32T-2R2M-PF
3.3	±20%	10	7.96	54	0.16	500	NLCV32T-3R3M-PF
4.7	±20%	15	7.96	46	0.2	430	NLCV32T-4R7M-PF
6.8	±20%	15	7.96	38	0.27	360	NLCV32T-6R8M-PF
10	±10%	15	2.52	30	0.36	300	NLCV32T-100K-PF
15	±10%	15	2.52	26	0.56	250	NLCV32T-150K-PF
22	±10%	15	2.52	21	0.77	210	NLCV32T-220K-PF
33	±10%	15	2.52	17	1.1	170	NLCV32T-330K-PF
47	±10%	15	2.52	14	1.64	150	NLCV32T-470K-PF
68	±10%	15	2.52	12	2.8	120	NLCV32T-680K-PF
100	±10%	15	0.796	10	3.7	100	NLCV32T-101K-PF
150	±10%	20	0.796	8	6.1	85	NLCV32T-151K-PF
220	±10%	20	0.796	7	8.4	70	NLCV32T-221K-PF
330	±10%	20	0.796	6	12.3	60	NLCV32T-331K-PF

- Test equipment L, Q: YHP4194A IMPEDANCE ANALYZER+YHP16085A+YHP16093B+TF-1, or equivalent
SRF: HP8753C NETWORK ANALYZER
Rdc: MATSUSHITA VP-2941A DIGITAL MILLIOHM METER, or equivalent