

EMC Components

Ferrite Beads

SMD

MMZ Series MMZ1005 Type

Size: JIS/IEC 1005, EIA 0402

FEATURES

- Size standardized for use by automatic assembly equipment. No preferred orientation.
- Either flow or reflow soldering methods can be used due to electroplating of the terminal electrodes.
- High reliability due to an entirely monolithic structure.
- Closed magnetic circuit structure allows high-density installation while preventing crosstalk between circuits.
- Low DC resistance structure of electrode prevents wasteful electric power consumption.
- The products contain no lead and also support lead-free soldering.

APPLICATIONS

PCs, CRTs, liquid crystal display panels, printers, hard disk drives, game machines, cellular phones, etc.

PRODUCT IDENTIFICATION

MMZ	1005	S	121	C	T
(1)	(2)	(3)	(4)	(5)	(6)

- (1) Series name
 (2) Dimensions L×W
 (3) Material code
 (4) Nominal impedance
 121:120Ω at 100MHz
 (5) Characteristic type
 (6) Packaging style
 T:Taping

MATERIAL CHARACTERISTICS

S material: Standard type that features impedance characteristics similar to those of a typical ferrite core.

For signal line applications in which the blocking region is near 100MHz. Impedance values selected for effectiveness at 40 to 300MHz.

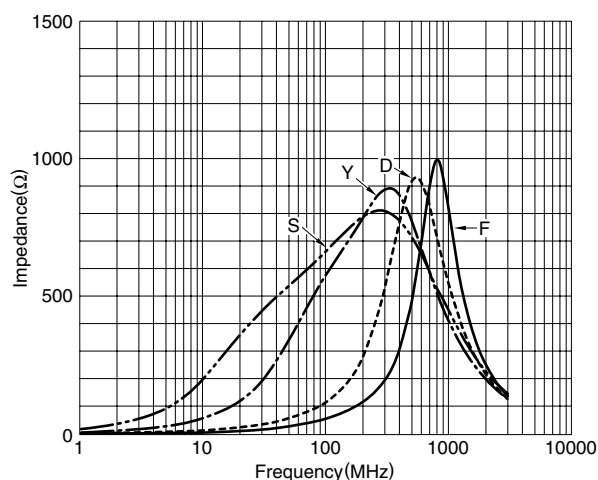
Y material: High frequency range type intended for the 100MHz region and above.

For signal line applications in which the signal frequency is far from the cutoff frequency. Impedance values selected for effectiveness at 80 to 400MHz.

D material: For applications calling for low insertion loss at low frequencies and sharply increasing impedance at high frequencies. Designed for high impedance at high frequencies (200 to 500MHz) for signal line applications.

F material: This new product inherits the characteristic of our D-material, namely its sharp impedance rise time, and its impedance peak frequency has been shifted higher into range. The product offers excellent noise suppression from 600MHz to as high as in the GHz range.

TYPICAL MATERIAL CHARACTERISTICS



EMC Components

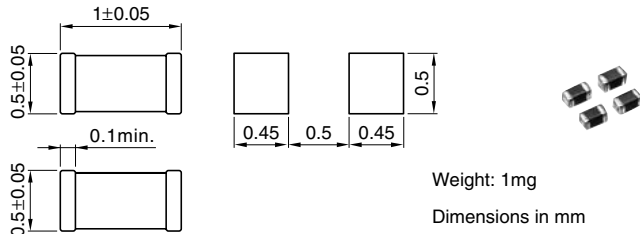
Ferrite Beads

SMD

MMZ Series MMZ1005 Type

Size: JIS/IEC 1005, EIA 0402

SHAPES AND DIMENSIONS/RECOMMENDED PC BOARD PATTERN



Weight: 1mg

Dimensions in mm

TEMPERATURE RANGES

Operating/storage -55 to $+125^{\circ}\text{C}$

PACKAGING STYLE AND QUANTITIES

Packaging style	Quantity
Taping	10000 pieces/reel

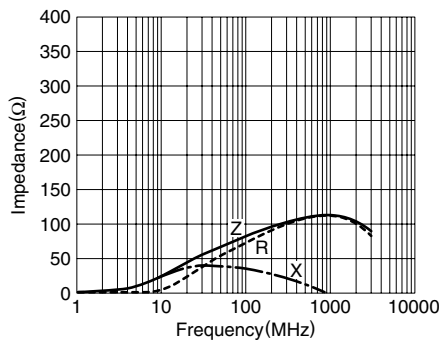
ELECTRICAL CHARACTERISTICS

Part No.	Impedance (Ω) $\pm 25\%$ [100MHz]	DC resistance (Ω)max.	Rated current (mA)max.
MMZ1005S800C	80	0.2	500
MMZ1005S121C	120	0.25	500
MMZ1005S241C	240	0.4	400
MMZ1005S601C	600	0.6	300
MMZ1005S102C	1000	1.0	100
MMZ1005Y400C	40	0.12	550
MMZ1005Y800C	80	0.17	450
MMZ1005Y121C	120	0.21	400
MMZ1005Y241C	240	0.33	300
MMZ1005Y301C	300	0.38	250
MMZ1005Y471C	470	0.5	250
MMZ1005Y601C	600	0.56	250
MMZ1005Y102C	1000	0.74	200
MMZ1005Y152C	1500	1.15	100
MMZ1005A152E	1500	2	100
MMZ1005D100C	10	0.15	150
MMZ1005D220C	22	0.2	150
MMZ1005D330C	33	0.35	150
MMZ1005D680C	68	0.55	150
MMZ1005D121C	120	0.75	150
MMZ1005D241C	240	1.2	100
MMZ1005F330C	33	0.6	200
MMZ1005F470C	47	0.8	100
MMZ1005F560C	56	0.8	100

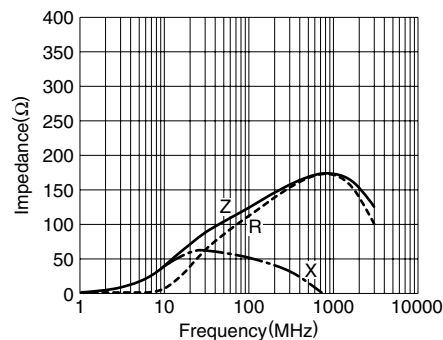
TYPICAL ELECTRICAL CHARACTERISTICS

Z, X, R vs. FREQUENCY CHARACTERISTICS

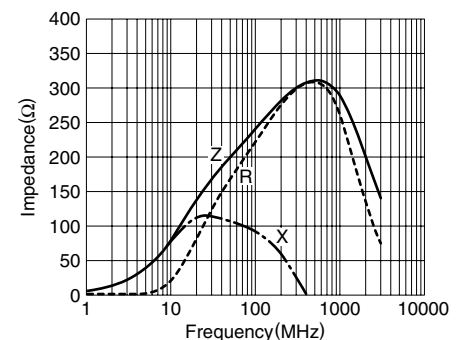
MMZ1005S800C



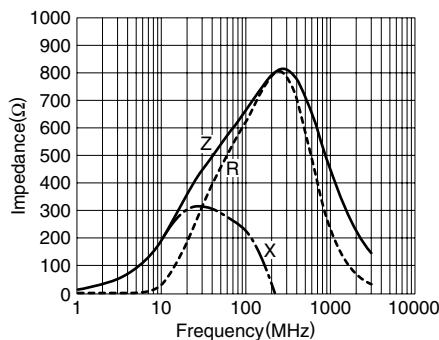
MMZ1005S121C



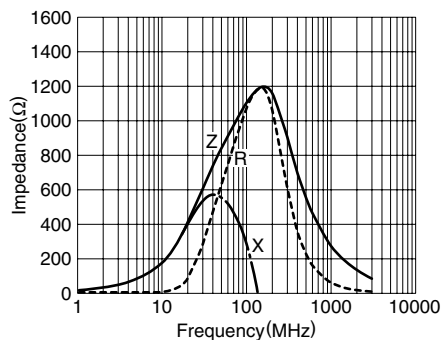
MMZ1005S241C



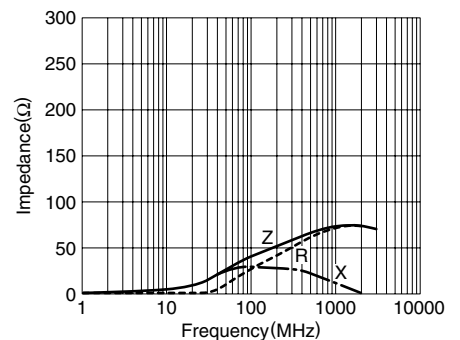
MMZ1005S601C



MMZ1005S102C



MMZ1005Y400C



EMC Components

Ferrite Beads

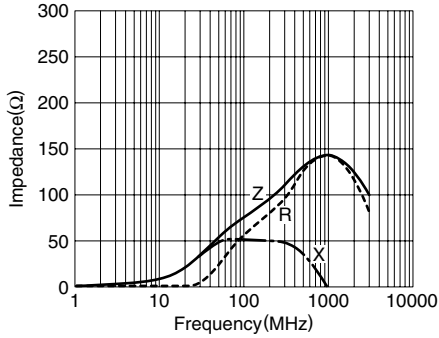
SMD

MMZ Series MMZ1005 Type

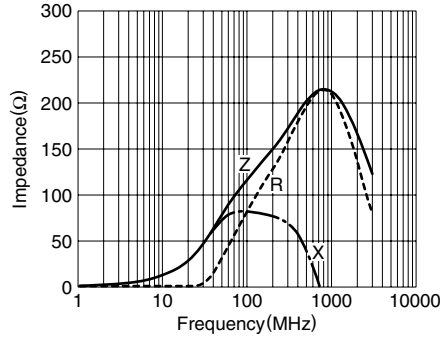
Size: JIS/IEC 1005, EIA 0402

TYPICAL ELECTRICAL CHARACTERISTICS Z, X, R vs. FREQUENCY CHARACTERISTICS

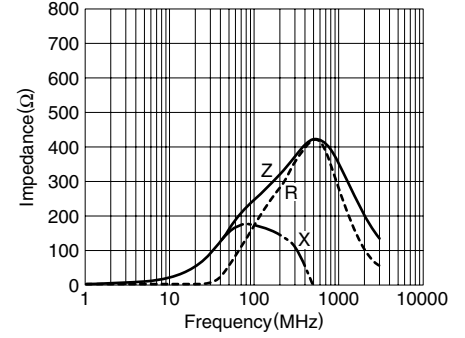
MMZ1005Y800C



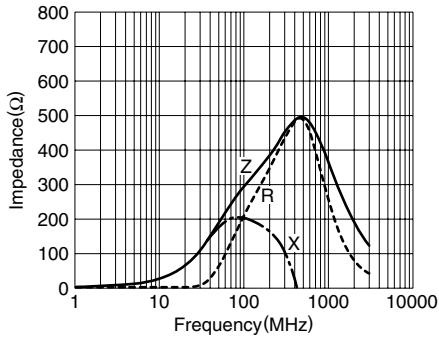
MMZ1005Y121C



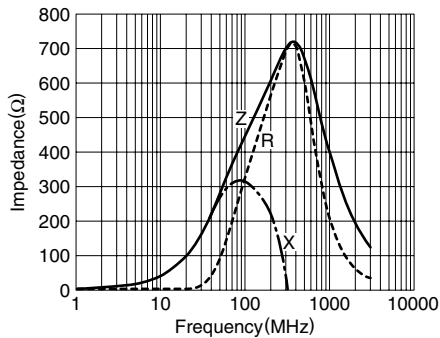
MMZ1005Y241C



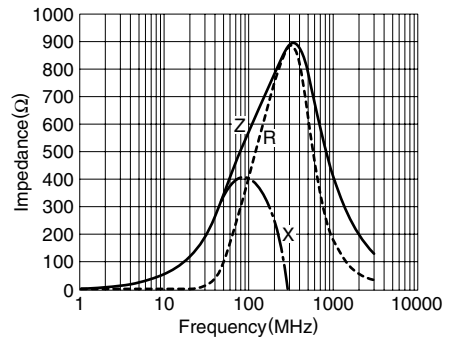
MMZ1005Y301C



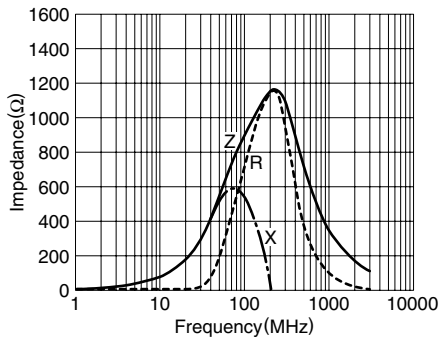
MMZ1005Y471C



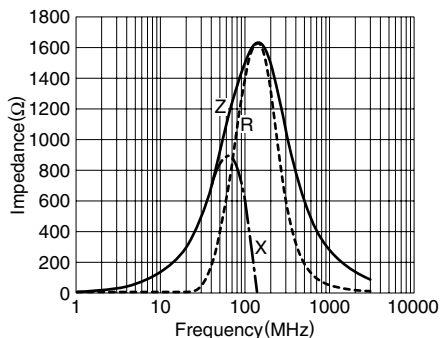
MMZ1005Y601C



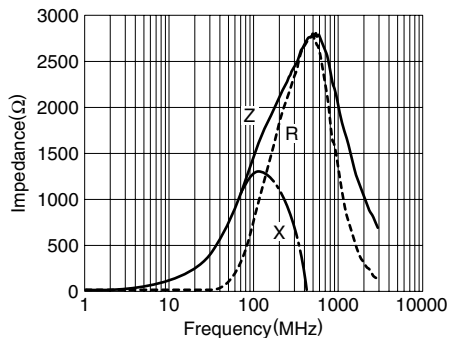
MMZ1005Y102C



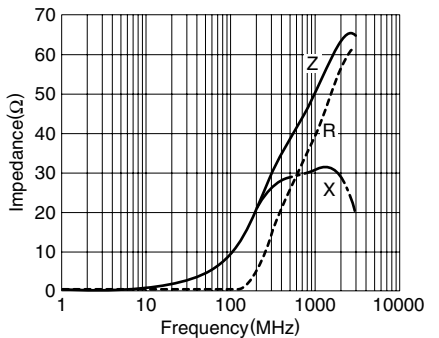
MMZ1005Y152C



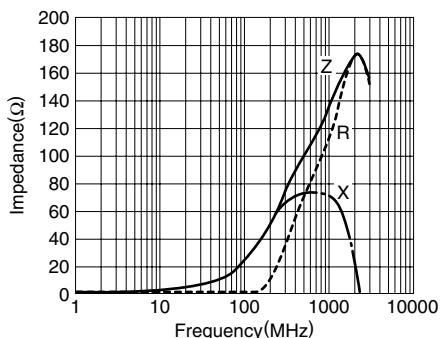
MMZ1005A152E



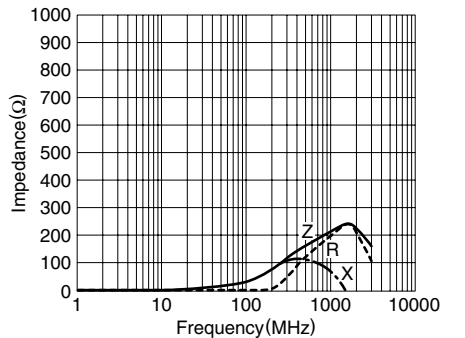
MMZ1005D100C



MMZ1005D220C



MMZ1005D330C



• All specifications are subject to change without notice.

EMC Components

Ferrite Beads

SMD

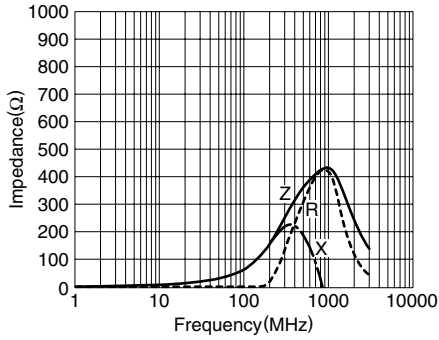
MMZ Series MMZ1005 Type

Size: JIS/IEC 1005, EIA 0402

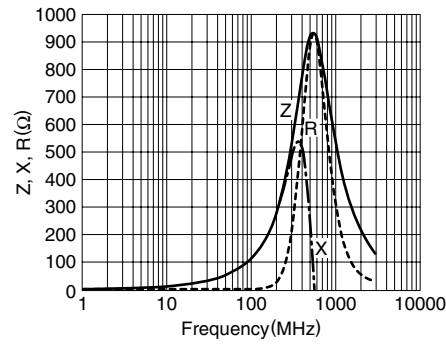
TYPICAL ELECTRICAL CHARACTERISTICS

Z, X, R vs. FREQUENCY CHARACTERISTICS

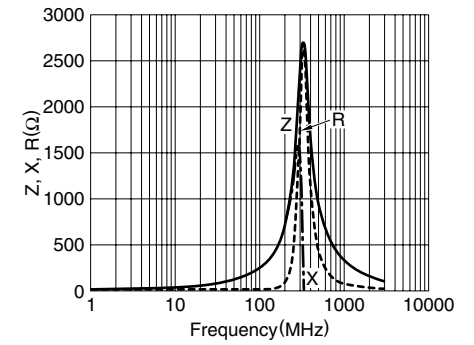
MMZ1005D680C



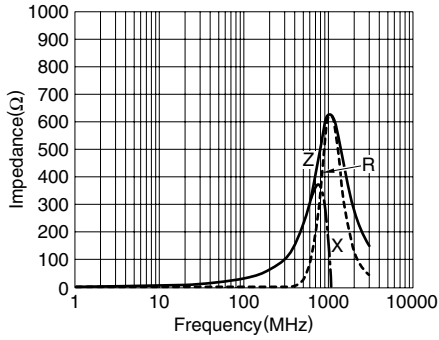
MMZ1005D121C



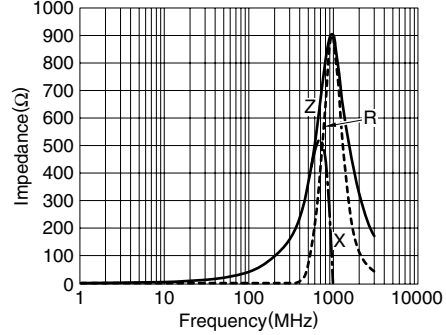
MMZ1005D241C



MMZ1005F300C



MMZ1005F470C



MMZ1005F560C

